

WIMBA[®]

WOUND CARE

Practical Examples of Product Use

How and When to Use





Bruno

pressure sores

Blef

calluses

Huba

paw laceration

Tobi

skin lesion

Onyx

calluses

Biffy

bandage sore

Chickens


Bumblefoot



WOUND CARE

Bruno

Pressure sores



product:

wimba wound care donut large
wimba wound care donut large wings
wimba wound care dome gradient

start :
08.11.2025

end:
09.11.2025



WOUND CARE

Bruno

Pressure sores

Condition

Bruno presented with pressure related sores over both elbows. On dermatologic exam, the areas showed hair loss, thickened and darkened skin, and draining tracts with purulent discharge.

Reason: Bruno is an older dog with mobility limitations due to osteoarthritis. Reduced activity and prolonged periods of lying down caused repeated pressure on the elbows, leading to tissue breakdown and infection.



WOUND CARE

Bruno

Pressure sores

Bruno received **Manuka-based** wound therapy with dressings changed every other day. The plan was later adjusted to twice-daily bandage changes with the addition of a veterinarian-prescribed topical ointment.

Wound improvement was visible early in treatment. The **Donut** provided effective pressure offloading while remaining soft yet supportive, staying securely in place during bandaging and normal movement.

Goal: Closure and healing of open callused pressure sores



Left Elbow Area



Right Elbow Area

WOUND CARE

Blef calluses



product:

wimba wound care donut large
wimba wound care donut large wings

start
11.5.2025



last feedback
12.29.2025



Blef calluses

Issue: Pressure ulcers began to open, requiring additional support alongside other therapies.

Reason: Patient under palliative care, mainly bedridden, mobilizes with assistance. Chronic degenerative changes present, but the findings on imaging appeared shortly after onset of lower limb paresis, preventing independent repositioning



Provider's opinion

Wound Care significantly supported the healing of the pressure ulcer and provided daily protection of the affected area. Initially, dressing application was challenging—particularly in a recumbent patient with a tendency to shift and put weight on the ulcerated side—but after establishing an appropriate application method, it became an effective adjunct to therapy. The dressing effectively protected the wound from excessive heat (underfloor heating), friction, and mechanical stress, as well as from contamination, licking, and, in winter, exposure to salt. In practice, Wound Care facilitated the caregiver's ability to maintain continuous protection between visits and served as an important component of the overall treatment process.

WOUND CARE

Blef calluses

Treatment course / Additional procedures:

Weekly sessions of laser therapy
(1R, 4.5J/cm², 10 Hz).

Goal: Closure and healing of
open calluses, with prevention of
recurrence and **protection**
between laser therapy sessions
to maintain therapeutic effect.



treatment time: 69 days

10.20

11.12

11.24

12.3

12.12

12.28



WOUND CARE

Huba

paw laceration



product:

wimba wound care donut standard



start:
12.18.2025

end
01.04.2026



Huba paw laceration

Reason for wound care:

Activity restriction was applied, but the wound opens during walking — dressing used to protect against mechanical irritation during ambulation.

Cause / Reason:

Laceration (likely from glass) sustained during a walk on 18.12.2025.

12.21– addition to treatment:
WOUND CARE

morning



evening after the walk



Owner's opinion

The pad fit perfectly with the physiotherapist's recommendation to have something soft under the paw on every walk (e.g., a folded pad). We'll probably use it again in the future, as the paw is fully healed and the pads are still in great condition. Thank you so much!! :)

Huba paw laceration

Course of treatment / Additional procedures:

Wimba applied from day 4 after the laceration.

Leech therapy on day 3, **Manuka honey** applied at night on days 3–7, and on the remaining days, **Polisept** spray and gel were used.

Goal:

Protection of the paw pad during walks, providing a soft, insulating layer between the ground and the paw.



treatment time: 15 days



WOUND CARE

Tobi skin lesion

Cause / Reason:

Wound of unknown origin (likely allergic in nature) in a dog with multiple food intolerances.

Reason for wound care:

To accelerate healing by protecting the paw pad during movement.

Course of treatment / Additional procedures:

12.16 – wound disinfected and bandaged.

12.17 – Wimba Wound Care Dome added for 3 days (all day plus walks), followed by 7 days for walks only.




treatment time: 10 days

start :

12.17.2025

12.20.2025

12.27.2025



product:

wimba wound care dome

WOUND CARE

Onyx Calluses

Reason for wound care:

Calluses that did not reduce despite caregiver interventions; to prevent the calluses from opening.

Cause:

Young dog with multiple orthopedic issues, prone to lying on hard surfaces.



product:

wimba wound care donut large
wimba wound care donut large wings

start :
11.5.2025



last feedback :
12.29.2025



WOUND CARE

Onyx Calluses



Owner's opinion

From the owner: We use it fairly regularly; I try to put it on every day. In my opinion, it's better. This callus is much smaller and not as dry. For me, it's a lot better. You can see that the red area is healing. You know, even a few millimeters makes a big difference. I think the effect is clearly visible.

WOUND CARE

Biffy

Bandage sore

Issue:

Bandage sore on Caudal hock

Cause: Bandaging of hind limb following surgical wound dehiscence after digit amputation on hind limb




How did the treatment progress after introducing our product?

No further rubbing of the area, wound did not get worse and surrounding redness improved.

Unfortunately due to open wound already being there wound management still required.

Amanda Curtis (Tissue Viability Vet Nurse)




product:

wimba wound care dome

WOUND CARE

Bumblefoot: testing in progress



product:
wimba wound care dome





How to Order WIMBA Wound Care Products

Step 1: Create and confirm your account

Set up your account in the WIMBA App and confirm your billing and shipping details.

Mobile app:



Download on the
App Store



GET IT ON
Google Play



Step 2: Send your order request

Once your account is active, please send an email to help@wimba.vet with details of how many units of each WIMBA Wound Care product you need.

Our team will take care of the rest and get back to you with the next steps.

If you have any questions during the process, feel free to contact us — we're happy to help.